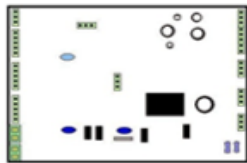
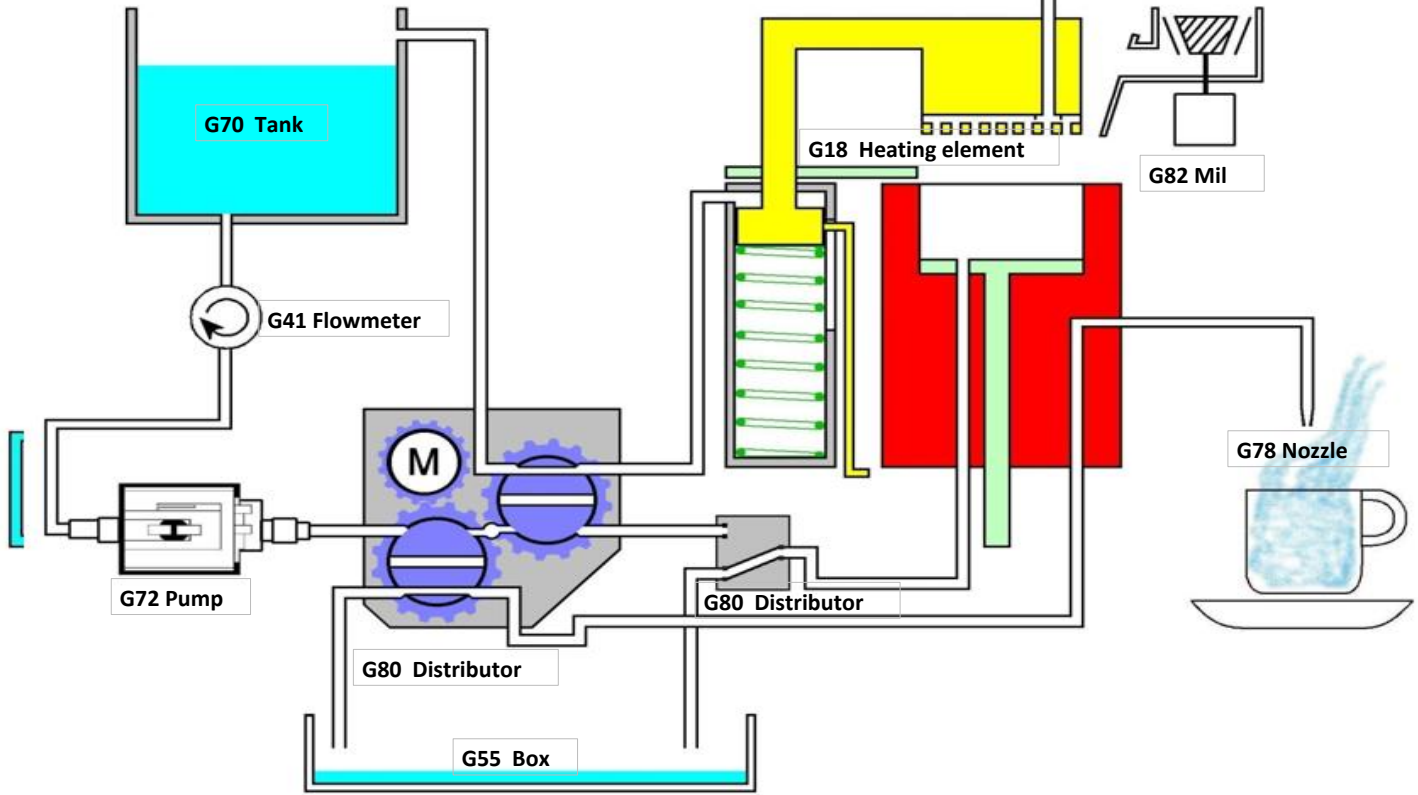




G12 Control panel



G13 Main circuit board



G08 Wiring

G09 Terminal

G16 Microswitch

G33 Water system/Hoses

G47 Base/Bottom frame/Casing/Housing



G30 Gasket



G34 Filter

Depending model



G35 Condensor

G89 Solenoïde valve



XP7xxx & EA8xxx



21/07/2022









Section code location


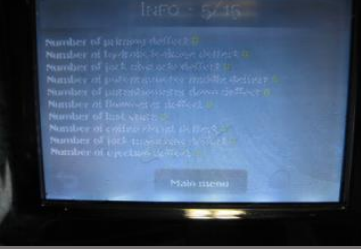










1/1












Defect Codes		Software problem	No fault detectable	No problem (appliance within the specification)	Incorrectly wired / assembled	Customer misuse	Worn out (or gen. mechanic. defect)	Mechanical misadjustment	Detached / broken	cracks / cracked	Scratches or external damage	Sharp-edged	Cracked / exfoliated	Leaky	Blocked	Electrical Component defective	Electrical short circuit	Bad contact / connection	Bad maintenance
		1	4	3	7	9	A	C	D	D1	G1	G3	H1	K	M1	N	Q	T	92
Wires	G08				X				X									X	
Connection	G09				X													X	
Control panel	G12	X														X	X		
Main circuit board	G13	X														X	X		
Microswitch	G16														X	X			
Brewing unit	G18						X			X				X	X	X			X
Seal	G30						X					X							X
Water System/Tubes	G33				X			X	X						X				X
Filter	G34					X								X	X				
Condensor	G35													X	X				
Flowmeter	G41						X							X	X	X			X
Base/Bottom/Housing	G47				X			X			X	X	X						
Potentiometer	G05				X											X			
Drip tray/Container	G55					X	X	X				X							X
Incorrect use	G61		X	X		X													
Tank/water supply	G70							X						X					X
Pump	G72						X									X	X		
Steam nozzle	G78			X	X	X	X								X				X
Distributor	G80						X							X	X	X			
Grinder	G82				X	X	X	X							X	X	X		X
Solenoid valve	G89						X							X	X	X	X		X







Only the failure codes with X are allowed to use. If other failure codes are needed please contact SIS Technical team : [technical@groupeseb.com](mailto:technical@groupeseb.com)










		XP7xxx & EA8xxx	21/07/2022
		Matrix section & Defect codes	1/1












Section Codes	Section & Defect codes			
G08				
	G08- D			
G09				
	G09- 7	G09- 7	G09- 7	
	G12 PCB			
G12- N		G12- N		
		XP7xxx & EA8xxx		21/07/2022
		Pictures		1/6

Section Codes	Section & Defect codes			
<p><b>G12</b> Display</p>				
	G12- N	G12- N	G12- N	
<p><b>G18</b></p>				
	G18- N	G18- M1	G18-K	
				
	G18- K	G18- K	G18- N	
		<p>XP7xxx &amp; EA8xxx</p>		<p>21/07/2022</p>
		<p>Pictures</p>		<p>2/6</p>

Section Codes	Section & Defect codes			
G33				
	G33- 7	G33- D1	G33- D1	
				
G33- D1	G33- M1	G33- D1		
G34				
	G34- 9	G34- 9	G34- M1	
		XP7xxx & EA8xxx		21/07/2022
		Pictures		3/6

Section Codes	Section & Defect codes			
G35				
	G35- M1			
G41				
	G41- K	G41- N		
G61				
	G61- 9			
		XP7xxx & EA8xxx	21/07/2022	
		Pictures	4/6	

Section Codes	Section & Defect codes			
G70				
	G70- K	G70- 7		
G72				
	G72- N	G72- A		
G78 Steam Milk			G78 Coffee	
	G78- M1	G78- 92		
		XP7xxx & EA8xxx		21/07/2022
		Pictures		5/6

Section Codes	Section & Defect codes			
G80				
	G80- M1	G80- A	G80- A	G80- N
G82				
	G82- 9	G82- 9	G82- N	G82- M1
G82				
	G82- A			
		XP7xxx & EA8xxx		21/07/2022
		Pictures		6/6