

6 specific automatic programs



Burger

Poultry

Sandwich

Sausage /
Pork

Red meat

Fish /
Seafood



T-fal®

OptiGrill™



INNOVATION



THICKNESS
MEASUREMENT



COOKING LEVEL
INDICATOR



www.t-falusa.com

REF. NC00117226

Quick Start Guide

1. GETTING STARTED - Wash non-stick plates before first use



INSERT



PLUG IN

2. LIGHT INDICATOR EVOLUTION

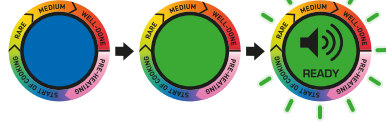
1. PREHEATING



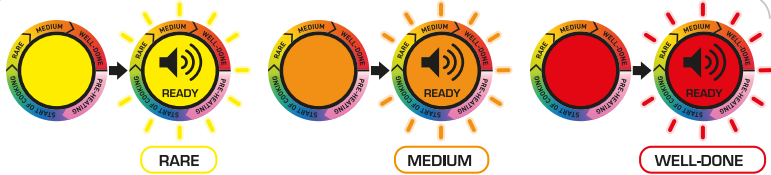
PREHEATING

READY TO COOK

2. COOKING STARTS



3. COOKING



RARE

MEDIUM

WELL-DONE

KEEP WARM



MANUAL
FUNCTION



FIXED



IF
FLASHING

CALL
CONSUMER
SERVICE

3. SELECT COOKING PROGRAM



SELECT

OPTIONS



Frozen Food
+ program



Manual mode:
fixed temperature

4. PREHEATING



WAIT

Wait approx 5 min



BEEP = READY

5. COOKING



OPEN



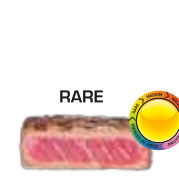
PLACE FOOD



CLOSE
THICKNESS
MEASUREMENT



COOKING STARTS



REMOVE FOOD AT THE REQUIRED LEVEL

RARE

MEDIUM

WELL-DONE



READY TO EAT

CLOSE

FOR 2ND BATCH OF FOOD, CLOSE GRILL AND START FROM SECTION 3

6. CLEANING AND MAINTENANCE



OFF



UNPLUG



WAIT



REMOVE



WASH

