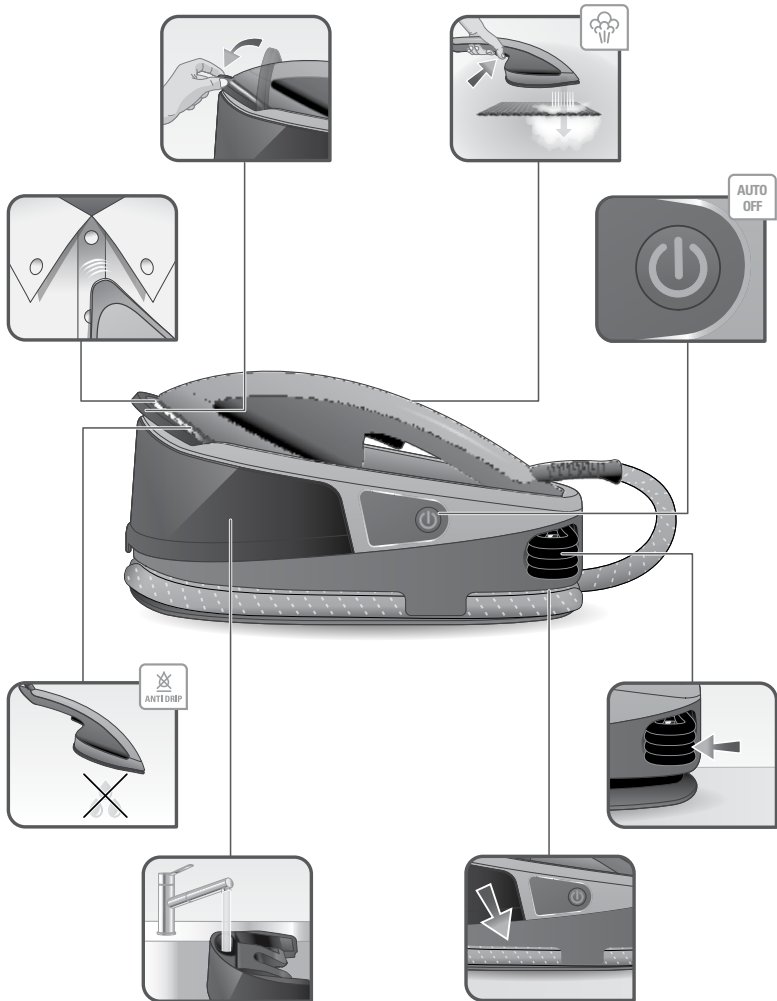


EN
ZH



NI5011



SAFETY INSTRUCTIONS

- Please read these instructions carefully. Please keep this instruction manual for future reference.
- Never leave the appliance unattended when it is plugged into the mains and if has not yet cooled down completely (approximately 1 hour).
- The device must be placed on a flat, stable and heat-resistant surface.
- When you place the iron on the iron-rest, make sure that the surface on which you place it is stable.
- Always unplug the appliance: before cleaning it, before filling or rinsing the reservoir and after each use.
- It is advisable that you supervise children to ensure that they do not play with the appliance.
- Keep the iron and its power cord out of reach of children under 8 years of age while it is switched on or while it is cooling.
- This appliance can be used by children from 8 years of age and above and persons with reduced physical, sensory or mental abilities or lack of experience and knowledge on the condition that they have been given

supervision or instructions concerning use of the appliance in a safe way and that they understand the hazards involved.

- Cleaning and servicing your appliance must not be carried out by children unless they are supervised.
- The appliance must not be used if it has fallen, if it appears to be damaged, if it leaks or has any operational anomalies. Never disassemble your appliance: have it examined at an approved service centre to avoid any risk.



The surfaces of your appliance can reach very high temperatures when in use, which can cause burns. Do not touch the hot surfaces of the appliance (the accessible metal parts and adjacent plastic parts).

IMPORTANT RECOMMENDATIONS

- Always remember to plug in your appliance:
 - In a power socket whose voltage is between 220 V and 240 V (AC only),
 - An earthed power socket.
- Any power connection error may cause irreparable damage to the appliance and void your warranty.
- If you use an extension cable, check that it is suited to the intensity of the current in the socket (16A) with an earth connection and that it is fully uncoiled.
- If the power cord of your appliance is damaged, it must be replaced by an approved service centre in order to avoid any risk.
- Do not unplug your appliance by pulling on the power cord.

- Do not immerse the appliance or in water or any other liquid. Never place the appliance under running water.
- Never touch electrical cords with the soleplate of the iron.
- The soleplate of your iron and the iron-rest placed on the base can reach very high temperatures and can cause burns: do not touch them. Be careful of the hot steam which escape out the edges of the board when ironing and also during steaming.
- Never direct the steam toward persons or animals.
- For your safety, this appliance is compliant with all regulations in force (Low Voltage Directive, Electromagnetic Compatibility, Environment, etc.).
- This product has been designed for domestic and indoor use only. In the case of commercial or inappropriate use or non-compliance with the instructions for use, the manufacturer accepts no liability and the warranty does not apply.

ENVIRONMENTAL PROTECTION ABOVE ALL!



- ① Your product contains valuable materials that can be reused or recycled.
- ➡ Leave it with your local competent collection centre.

PLEASE KEEP THIS INSTRUCTION MANUAL

BEFORE USING FOR THE FIRST TIME

When using for the first time, smoke and an odour may be released from your iron, but they are not harmful. They do not affect the use of your appliance and soon disappear.

When using for the first time, small particles may be released from your iron. They are part of the production process and will not affect you or your fabrics. They disappear after a few uses.

Only use the appliance on a clear surface so as to not obstruct the base of the appliance (flat and horizontal surface). This appliance must not be placed on a carpet or thick rug. Nevertheless it can be placed on the ground.

WHAT TYPE OF WATER CAN BE USED?

This appliance is designed to be used with non-treated tap water. In you have any doubts, check with the competent local authorities. If your water is very hard, you can mix 50% demineralised or distilled water with 50% non-treated tap water.

IMPORTANT

The heat concentrates elements contained in the water during evaporation.

You must not use the water from the tumble-dryer, perfumed or softened water, water from refrigerators, batteries, air conditioners, rain water, boiled, filtered, or bottled water. Do not use pure distilled water or pure demineralised water. All types of water mentioned above can contain organic waste, minerals or chemical elements that can cause splashing, brown marks or premature wear of the appliance.

安全指引

- 請仔細閱讀本使用說明書。請保留本使用說明書，方便日後參考。
- 裝置插上電源或尚未完全冷卻（約需1小時）時，切忌無人看管。
- 本裝置必須放在平穩且耐熱的表面上。
- 將熨斗放在熨斗座時，請確保其放置的表面穩固。
- 以下操作前務必先拔除裝置電源：清潔裝置前、加水前或沖洗水槽前，以及每次使用後。
- 建議監管兒童，以免他們將本裝置當作玩具。
- 熨斗已打開或正在冷卻時，請將熨斗及電源線放在遠離8歲以下兒童之處。
- 本裝置可供8歲及以上兒童以及身體、感官或精神能力欠佳或缺乏經驗和知識的人士使用，前提是他們已經接受有關安全使用本機的監督或指導，並了解涉及的危險。
- 不得交由兒童清潔及維護本裝置，除非有人從旁監督。
- 如裝置曾經墜落、看似已損壞、有洩漏或有任何異常狀況，請勿使用。切勿拆解本裝置：請交由認可服務中心檢查，以免發生任何危險。



裝置使用時，表面可達非常高溫度，可能導致燙傷。請勿觸摸裝置的發熱表面（可觸及的金屬部分及相鄰的塑膠部分）。

重要建議

- 為裝置插上電源時請務必緊記以下事項：
 - 電源插座的電壓為220 V至240 V（僅限交流電）。
 - 電源插座已接地。
- 任何電源連接錯誤都可能對裝置造成不可挽救的損壞，並使保養失效。
- 如要使用延長電線，請檢查它是否與相連插座的電流強度（16A）相配、已經接地，且電線已完全攤開。
- 如裝置的電源線受損，務必交由認可服務中心更換，以免有任何危險。
- 勿以拉扯電線的方式拔除裝置的插頭。
- 勿將本裝置浸在水或任何其他液體裏。切勿將裝置放在流水之下。
- 切勿用熨斗底板觸摸電線。
- 熨斗的底板及熨斗之下的底座可達非常高溫度，可能導致灼傷，請勿觸摸。熨衣以及使用蒸汽過程中，注意熨板邊緣所洩出的熱蒸汽。
- 切勿將蒸汽引向人或動物。
- 為閣下安全着想，本產品符合所有現行法規（低電壓指令、電磁兼容性、環境等）。
- 本產品只適合家居及室內用途。如將本裝置用作商業或不當用途，或不依照指引使用，製造商概不會承擔法律責任，且產品的保養亦會失效。

環境保護，最為優先！



- ① 本產品含有可重複使用或回收的有價值材料。
➡ 請交由當地合資格的收集中心處理。

請保留本使用說明書。

初次使用前

初次使用時，熨斗可能會釋出煙霧及氣味，但它們並無害處，不會影響使用，且會快速消失。

初次使用時，熨斗可能會釋出微粒。微粒是在生產過程中產生，並不會影響人身或衣物。數次使用後即會消失。

使用本裝置前，請確定裝置所在的表面並無任何會阻礙裝置底座（平坦且水平的表面）的物件。本裝置絕不可放在地氈或厚地氈上，然而可放在地面上。

應使用什麼類型的水？

本裝置宜使用未經處理的自來水。如有任何疑問，請向當地合資格部門查詢。如水質非常硬，可用50%軟化水或蒸餾水混合50%未經處理的自來水。

重要事項

在蒸發過程中，熱力會濃縮水中所含的元素。

絕不可使用來自滾筒式乾衣機的水、加入香水或軟化的水；來自雪櫃、電池、冷氣機、雨水、已煮沸、已過濾或瓶裝的水。勿使用純蒸餾水或純淨的軟化水。上述所有類型的水均可能含有有機廢物、礦物質或化學元素，可能導致水濺、啡色痕跡或裝置提早損耗。

1. USE / 使用方法

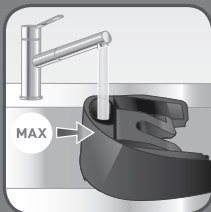


EN

Remove the water tank

ZH

取出水箱。

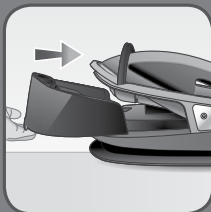


EN

Fill in the water tank at the maximum level

ZH

水箱加水至最高水平。



EN

Return the water tank back to its place

ZH

將水箱放回原位。




EN

Hang your garment on a clothes hanger or place it on an ironing board

ZH

將衣服掛在衣架上或放在熨衣板上。



EN

Plug in the appliance

ZH

插上電源插頭。




EN

Switch on the appliance

ZH

開機。



EN

Wait until the light stops flashing

ZH

靜候指示燈停止閃爍。



EN

When the light is steady the appliance is ready to use

ZH

當指示燈保持亮起狀態，表示本設備已可供使用




EN

Remove the locker

ZH

推開熨斗扣。

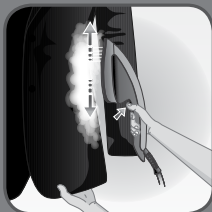


EN

Press the steam button continuously to have steam

ZH

連續按下蒸汽按鈕使熨斗發出蒸汽。



EN

For optimal use, pass the steam jets over your garment from top to bottom

ZH

為達到最佳效果，請在衣服上由上至下移動噴嘴。



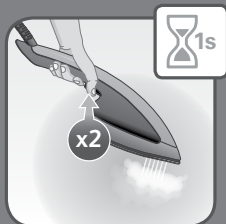
EN

Do not direct steam at people or clothes while they are being worn

ZH

切勿直接向人體或穿在他們身上的衣服噴射蒸汽。

2. SHOT / 強效蒸汽



EN

Press twice on the steam button to have a burst of steam

ZH

按蒸汽按鈕兩次發出強效蒸汽。



EN

The burst will last for 4 seconds

ZH

強效蒸汽會持續4秒。



EN

Repeat the same action for a new burst of steam

ZH

重複相同的動作可再度發出強效蒸汽。

3. AUTO OFF / 自動關機



EN

After approximately 8 minutes without use, standby mode will be activated

ZH

如設備靜止約8分鐘，待機模式將會啟動。



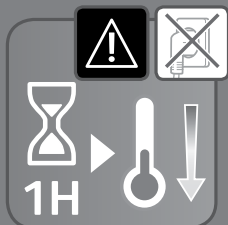
EN

After 38 minutes of non use, the appliance will automatically switch off

ZH

如設備靜止38分鐘，設備將自動關機。

4. CLEANING / 清潔



EN

Wait an hour for complete cool down

ZH

放置一小時，待機身完全冷卻。



EN

Only use a sponge with water to clean the steam head

ZH

只應使用海綿清洗蒸汽頭。



EN

Never use detergents when cleaning your appliance

ZH

切勿使用清潔劑清洗機身。




EN

Never wash or rinse appliance directly over a sink

ZH

切勿直接將本設備放在水槽沖洗。

5. STORAGE / 收納



EN

Switch Off the appliance

ZH

關機。

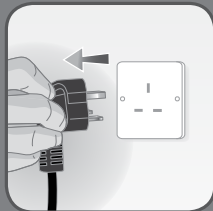


EN

Lift Up the locker

ZH

推起熨斗扣。



EN

Unplug the appliance

ZH

拔除電源插頭。

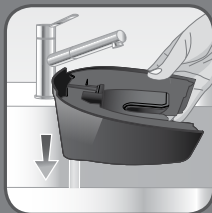


EN

Wait an hour for complete cool down

ZH

放置一小時，待機身完全冷卻。



EN

Empty the water tank over a sink

ZH

將儲水箱的水倒入水槽。



EN

Your appliance is ready to be stored

ZH

收納設備。

TROUBLE SHOOTING

PROBLEMS	CAUSES	SOLUTIONS
The appliance is plugged in but the soleplate is not heating.	No power.	Check that the power socket is connected properly or plug it into another power socket.
	The On/Off switch has not been pressed.	Press the On/Off switch.
	The On/off light is flashing: auto-off or stand-by is activated.	Press the On/Off switch.
Your iron produces little or no steam.	The water reservoir is empty.	Fill the reservoir.
	The steam button has not been pressed.	Press the steam button.
	The internal system needs to be refilled.	Press the steam button for longer.
		Do not empty the water reservoir completely.
Brown streaks come out of the holes in the soleplate and stain the laundry.	You are using chemical descaling agents or additives in the water.	Never add these types of products to the water reservoir (see the paragraph concerning the type of water that can be used). Contact an approved service centre.
	The soleplate is dirty or has browned and risks marking the laundry	Clean the soleplate with a non-metallic sponge and vacuum the holes on the soleplate from time to time.
	Your laundry is not sufficiently rinsed or you have ironed a new garment before washing it.	Make sure that laundry is rinsed thoroughly to remove deposits of soap or chemicals on new clothing that can stick to the iron.
	You are using starch.	Spray the starch only on the underside of the fabric that you are ironing.
	You are using demineralised/distilled water.	Only use water from the tap or a blend of tap water and demineralised/distilled water.

PROBLEMS	CAUSES	SOLUTIONS
Traces of water appear on the laundry.	You are using the steam button too much.	Take breaks between each time you press the steam-control button.
The appliance is making a loud noise.	There is not enough water in the reservoir.	Fill the reservoir.
	The internal system needs to be refilled.	Press the steam button for longer.
		Do not empty the water reservoir completely.

疑難排解

問題	原因	解決方法
裝置已插電但未能發熱。	無電力通過。	檢查電源插座是否正確連接，或試行插入另一個插座。
	未按下開關。	按開關制。
	開關燈閃爍不停：自動關閉或待機功能已啟動。	按開關制。
熨斗只產生少量蒸汽，或完全無蒸汽。	水槽無水。	裝滿水槽。
	未按下蒸汽按鈕。	按蒸汽按鈕。
	內部系統需要重新裝水。	按下蒸汽按鈕較長時間。
		勿讓水槽完全無水。
底板的孔出現啡色條紋，弄污衣物。	水中加入了化學除垢劑或添加劑。	切勿將這些類型的產品加入水槽（參閱關於可用水類型的說明部分）。聯絡認可服務中心。
	底板骯髒或已變成啡色，且可能會在衣物上留下痕跡	不時用非金屬海綿清潔底板並用吸塵機清潔底板上的孔。
	衣服前並未充分沖洗，或所熨的為全新未穿衣服。	確保衣物已徹底沖洗，足以清除新衣物上的肥皂或化學物質（會黏在熨斗上）。
	使用了澱粉。	澱粉只適宜噴在所熨衣物的裏面。
	使用了軟化水/蒸餾水。	只能使用自來水或用自來水混合軟化水/蒸餾水。
衣物上有水痕。	過度使用蒸汽按鈕。	每次按蒸汽按鈕後等候一段時間。
裝置發出嘈吵噪音。	水槽水量不足。	裝滿水槽。
	內部系統需要重新裝水。	按下蒸汽按鈕較長時間。
		勿讓水槽完全無水。