




BLEND UP


**YUMMY.
HEALTHY.
EASY.**

+100 RECIPES

**ON THE TEFAL APP ALONG
WITH MULTIPLE SERVICES**



**DIGITAL
RECIPE BOOK
AVAILABLE
FOR COUNTRIES
WITHOUT APP
27 RECIPES**



SCAN & ENJOY!



Ref. 8020013069

HOW TO MAKE BLEND UP YOUR DAILY ALLY?

First things first!

01 Filling the OTG bottle

From the hardest/heaviest to the liquidest/softest



- Liquids
- Leaves
- Yogurt/nut butter/powders
- Fresh fruits/veggies
- Dried fruits/nuts
- Frozen ingredients

02 Blade attachment



Screw the blades on the OTG bottle

03 Installation



Flip the bottle upside down



Screw the bottle on the base

04 After blending



Replace the blades by your lid to enjoy your preparation anywhere!


Culinary programs



Life facilitators



Optimal cleaning with water & a drop of soap



For late additions & blending boosts